

# THE VALUE OF ULTRASOUND IN COLORECTAL AND PELVIC FLOOR IMAGING

In collaboration with:



**NOVEMBER 25, 2023**  
08:45 - 18:30(CET)

## PRESENTERS

**Marthel Bos**  
Anorectal Surgeon,  
Proctos Kliniek



**Grietje Vander Mijnsbrugge**  
Anorectal Surgeon,  
Proctos Kliniek



**Pieter van Hagen**  
Anorectal Surgeon,  
Proctos Kliniek




**VENUE: Proctos Kliniek**  
Prof Bronkhorstlaan 10 – 3723, MB Bilthoven

## OVERVIEW

Ultrasound users of all experience levels are invited to join this workshop! It will focus on coloproctology, pelvic floor dysfunctions, and include hands-on training with bkActiv, bkSpecto, and bk3000 ultrasound systems.

Registrants who commit early will also gain access to bkViewer software, allowing them to familiarize themselves with their own unique bkViewer before the workshop.


Scan the QR code  
to register.













## AGENDA

# THE VALUE OF ULTRASOUND IN COLORECTAL AND PELVIC FLOOR IMAGING

NOVEMBER 25, 2023

 08:45 - 18:30(CET)

8:45		Welcome coffee
9:15		Pre-course quiz
9:30		Endoanal ultrasound Normal anatomy, fistula and tumor, sphincter and defects <i>Dr. Bos, MD and Dr. van Hagen, MD</i>
11:00		Coffee/tea break
11:30		Transperineal Ultrasound (TPUS) Normal anatomy, prolapse, sphincter <i>Dr. Mijnsbrugge, MD</i>
13:00		Lunchbreak
14:00		Four hands-on stations
16:30		After-course quiz and conclusion
17:00		Closing drinks
18:30		End of day