

The value of ultrasound in colorectal and pelvic floor imaging: A workshop

September 6, 2025 | 08:45 - 18:30(CET)

In collaboration with:



Presenters*

Marthel Bos
Anorectal Surgeon,
Proctos Kliniek



Grietje Vander Mijnsbrugge
Anorectal Surgeon,
Proctos Kliniek



Pieter van Hagen
Anorectal Surgeon,
Proctos Kliniek



Overview

This educational event will feature clinical, didactic lectures covering coloproctology and pelvic floor dysfunctions as well as hands-on stations with GE HealthCare Surgical Visualization and Guidance technologies.

Scan the QR code
to register. **




Participation Fee: €345 ex VAT pp.











**Your registration will only be complete once we have received the registration fee in our bank account. You will receive a confirmation from us once this has been processed.*

* All doctors mentioned in this content are paid consultants of GE HealthCare. Their statements represent their own opinions based on personal experience.

The value of ultrasound in colorectal and pelvic floor imaging: A workshop

September 6, 2025

 08:45 - 18:30(CET)

8:45		Welcome coffee
9:15		Pre-course quiz
9:30		Endoanal ultrasound Normal anatomy, fistula and tumor, sphincter and defects
11:00		Coffee/tea break
11:30		Transperineal Ultrasound (TPUS) Normal anatomy, prolapse, sphincter
13:00		Lunchbreak
14:00		Four hands-on stations
16:30		After-course quiz and conclusion
17:00		Closing drinks
18:30		End of day